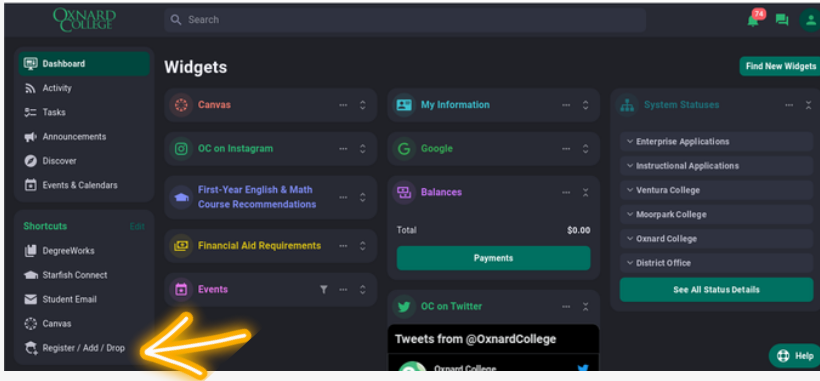
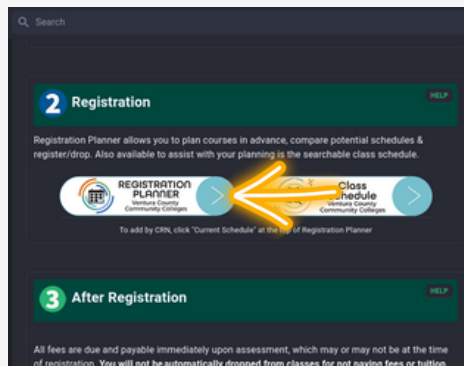
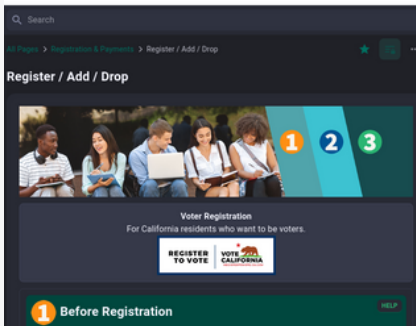


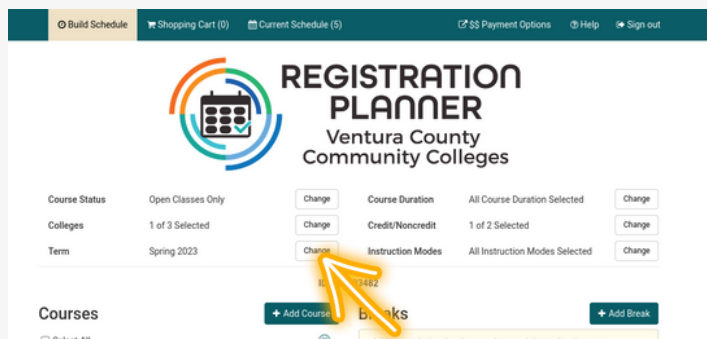
How to Drop A Class



1) On your portal, select "Register/Add/Drop" on the left side.



2) Once directed to "Register/Add/Drop" page, scroll downward to section #2 and select "Registration Planner" button.



3) Ensure that selected college and term are correct. Make adjustments as needed.

My Current Schedule for Spring 2023

You are financially responsible for courses not dropped by the Refund Deadline as listed on the [Schedule/Bill](#).

Visit [Paying for College](#) for payment options. Unpaid account balances can result in a hold on your account and prevent you from registering including dropping a class. If you are within the deadline to drop with a "W" but are blocked," please contact your Admissions and Records Office for assistance.

Enter Section (CRN) Register

Add "*" comma for multiple adds (e.g., 1234, 1200). Waitlist and add codes cannot be added here, please click on Build Current Schedule.

Section (CRN)	Status	Subject	Course	Instructor	Day(s) & Location(s)	Dates	Credits	College
---------------	--------	---------	--------	------------	----------------------	-------	---------	---------

4) Click on the "Current Schedule" tab on the top of the page. Select "Edit or Drop Classes" in the upper right hand corner.

Edit or Drop Classes for Fall 2023

Cancel Save

Course	Class Settings	Registration Status	Day(s) & Location(s)	Dates
ART-R110A		Enrolled	MW 1:00pm - 4:15pm - Oxnard College 2-LA	08/14/2023 - 12/15/2023
ENGL-R104		Enrolled	T 11:30am - 12:45pm - Oxnard College 2-LA 16 Oxnard College 2-WEB	08/15/2023 - 12/12/2023 08/14/2023 - 12/15/2023
ENGL-R108		Drop Before Class Begins	Oxnard College 2-WEB	08/14/2023 - 12/15/2023

5) Once your schedule is loaded, select the corresponding "Registration Status" box to the right of the class you would like to drop. Once dropped, select the "Save" option in the upper right hand corner.

You are financially responsible for courses not dropped by the Refund Deadline as listed on the [Schedule/Bill](#).

Visit [Paying for College](#) for payment options. Unpaid account balances can result in a hold on your account and prevent you from registering including dropping a class. If you are within the deadline to drop with a "W" but are blocked," please contact your Admissions and Records Office for assistance.



YOU ARE NOW FINISHED!